


MAR-S

ASPIRATORE VENTILATORE CENTRIFUGO
CENTRIFUGAL FAN



GIRANTE A PALE CURVE ROVESCE
BACKWARD CURVED BLADES IMPELLER



ALTA PRESSIONE
HIGH PRESSURE

Portata/Flow rate:
300 ÷ 4000 m³/h

Pressione/Pressure:
50 ÷ 550 mm H₂O





MAR-S

ASPIRATORE VENTILATORE CENTRIFUGO CENTRIFUGAL FAN



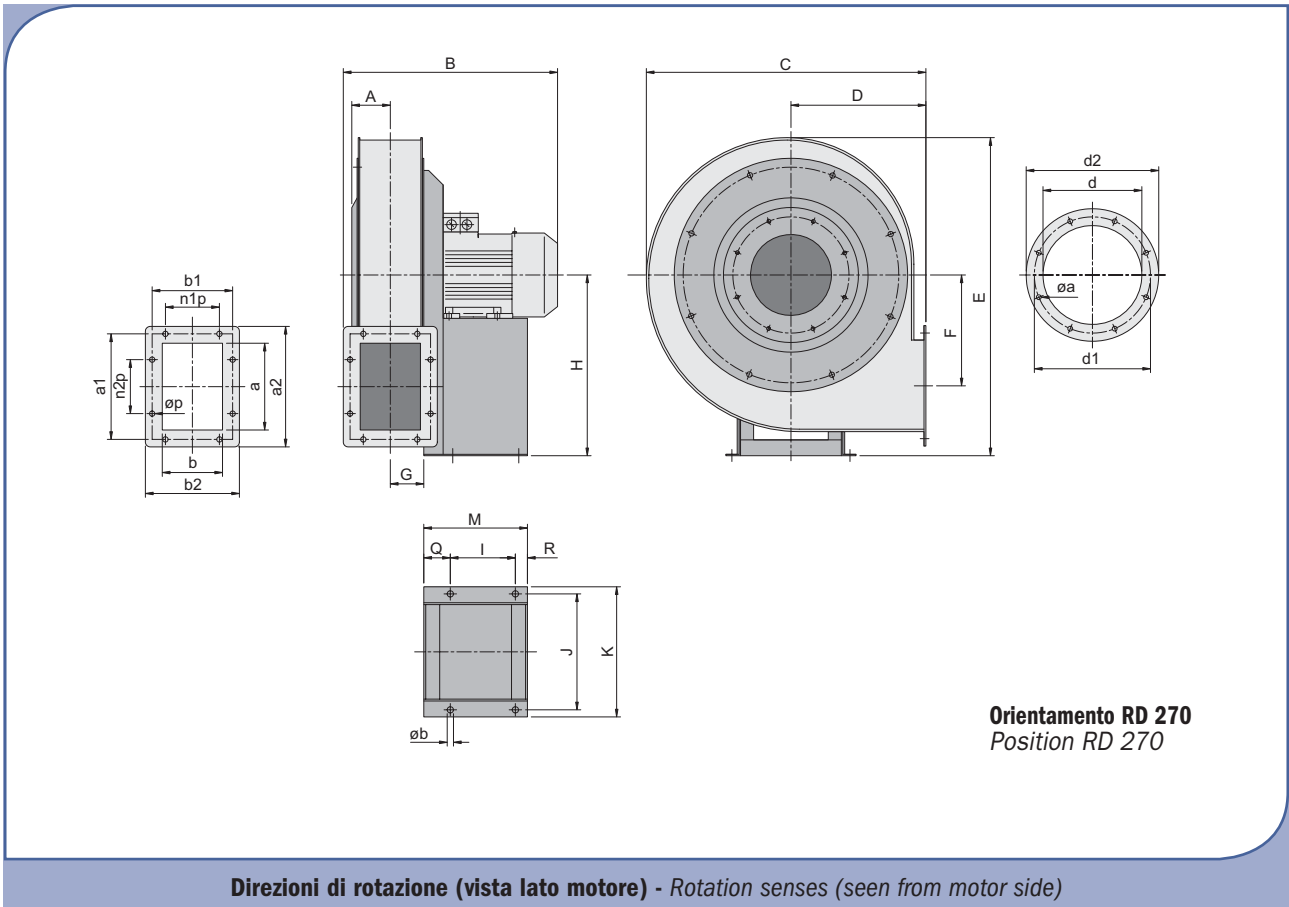
I ventilatori della serie MAR/S sono indicati per l'utilizzo in tutti i campi in cui siano necessarie portate relativamente piccole con pressioni elevate di aria pulita o leggermente polverosa. L'esecuzione standard prevede l'utilizzo di coclee con profili bordati, telaio di base, giranti a pale rovesce tutti in acciaio al carbonio verniciati e l'installazione di motori elettrici a 2 poli. I fluidi trasportati possono raggiungere una temperatura massima di 80°C. A richiesta sono disponibili esecuzioni in acciaio inossidabile; i ventilatori della serie MAR/S sono fornibili anche in conformità alla direttiva ATEX (94/9/CE).

MAR/S series blowers are suitable for all applications requiring quite small flow rates with high pressures of clean or slightly dusty air. Standard execution blowers are provided with edged steel sheets casings, carbon steel base frames, backward blades painted impellers and 2 poles electrical motors.

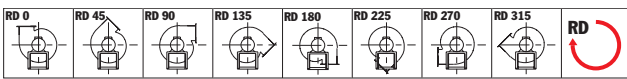
Transported fluids can reach maximum temperature of 80°C. On demand, special stainless steel execution are available; MAR/S blowers are available also according to ATEX directive (94/9/CE).



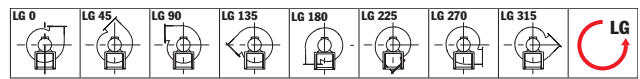
Esecuzione 4 (con basamento) - Arrangement 4 (with base frame)



Direzioni di rotazione (vista lato motore) - Rotation senses (seen from motor side)

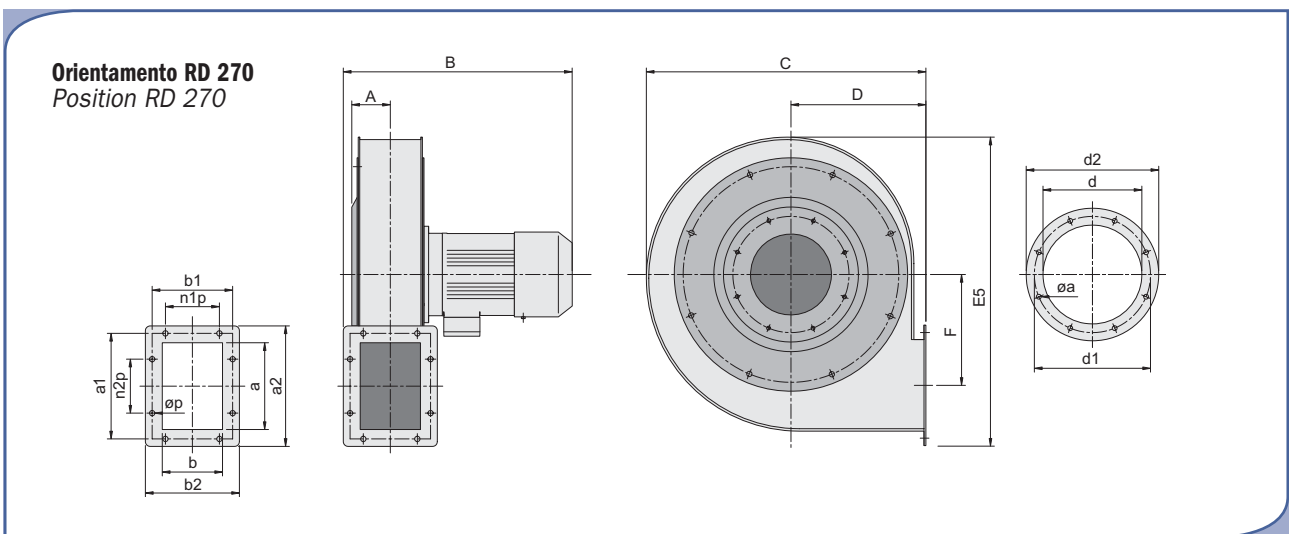


Rotazione oraria - Clockwise rotation sense

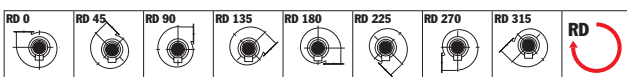


Rotazione anti-oraria - Anti-Clockwise rotation sense

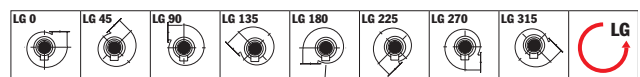
Esecuzione 5 - Arrangement 5



Direzioni di rotazione (vista lato motore) - Rotation senses (seen from motor side)



Rotazione oraria - Clockwise rotation sense



Rotazione anti-oraria - Anti-Clockwise rotation sense

DIMENSIONI D'INGOMBRO

OVERALL DIMENSIONS



Peso ventilatore in Kgf (completo di motore) - Weight of ventilator (complete with motor)

NOTA: quota B indicativa - NOTE: "B" quote indicative

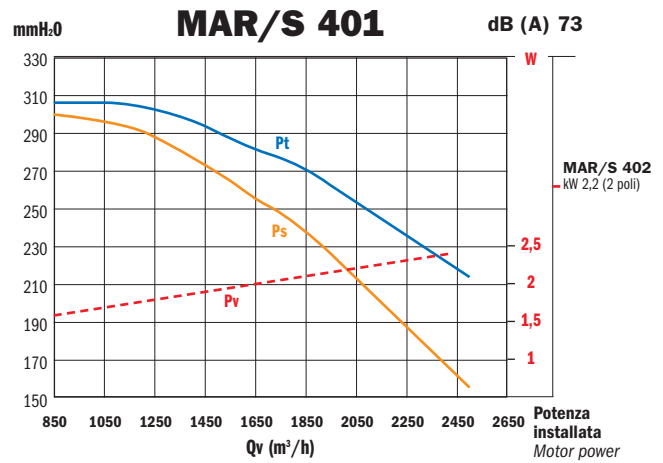
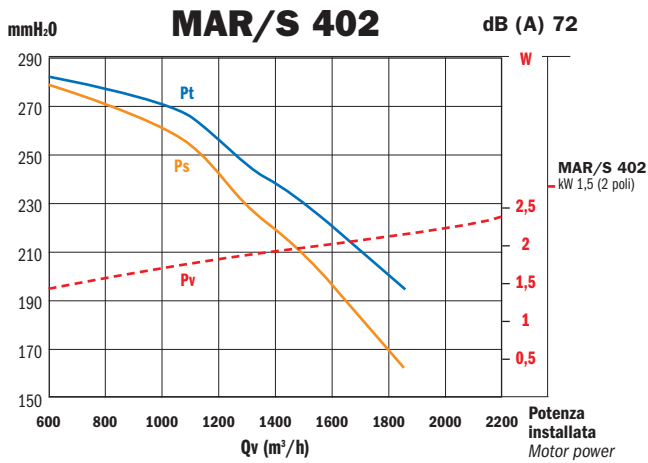
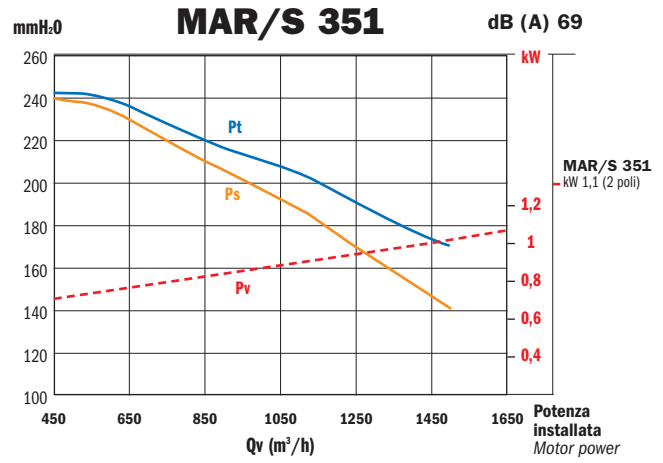
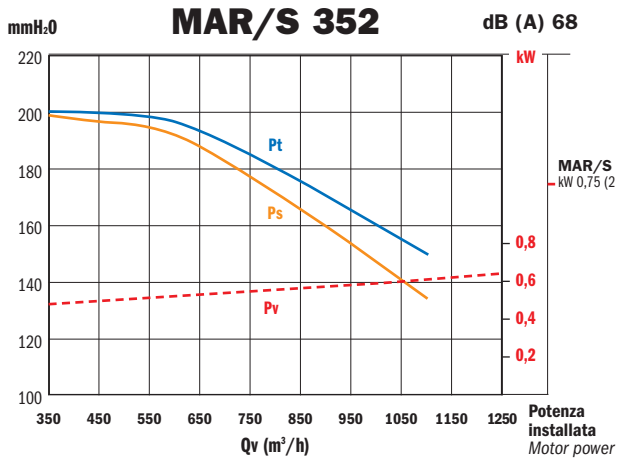
TIPO - TYPE		kW inst.	PESO WEIGHT kgf	VENTILATORE FAN								
VENTILATORE FAN	MOTORE MOTOR			A	B	C	D	E	E5	F	G	H
MAR/S 352	80 A2	0,75	31	71	375	530	250	585	565	200	60	335
MAR/S 351	80 B2	1,1	33									
MAR/S 402	90 S2	1,5	38	80	400	580	280	660	640	230	67	375
MAR/S 401	90 L2	2,2	41		425							
MAR/S 452	100 LA2	3	70	90	470	650	315	720	710	255	75	400
MAR/S 451	112 M2	4	75		520							
MAR/S 502	132 SA2	5,5	100	100	570	735	355	813	800	290	85	450
MAR/S 501	132 SB2	7,5	106									

TIPO - TYPE	FLANGIA ASPIRANTE INLET FLANGE					FLANGIA PREMENTE OUTLET FLANGE										BASAMENTO BASE													
VENTILATORE FAN	d	d ₁	d ₂	n°	∅	a	b	a ₁	b ₁	a ₂	b ₂	n ₁ xp	n ₂ xp	n°	∅	I	J	K	L	M	N	O	P	Q	R	S	T	U	∅ ₆
MAR/S 352	185	219	255	8	11	160	112	200	153	230	182	112	112	6	11,5	125	215	235	-	190	-	-	-	50	15	-	-	-	10
MAR/S 351																													
MAR/S 402	205	241	275	8	11	180	125	219	167	250	195	112	112	6	11,5	137	245	270	-	215	-	-	-	60	18	-	-	-	10
MAR/S 401																													
MAR/S 452	229	265	299	8	11	200	140	241	182	270	210	112	112	8	11,5	200	300	335	-	260	-	-	-	35	25	-	-	-	12
MAR/S 451																													
MAR/S 502	255	292	325	8	11	224	160	265	200	294	230	112	112	8	11,5	250	360	392	-	320	-	-	-	45	26	-	-	-	12
MAR/S 501																													



DIRETTAMENTE ACCOPPIATI CON MOTORE A 2 POLI

DIRECT CONNECTION FOR 2 POLES MOTORS

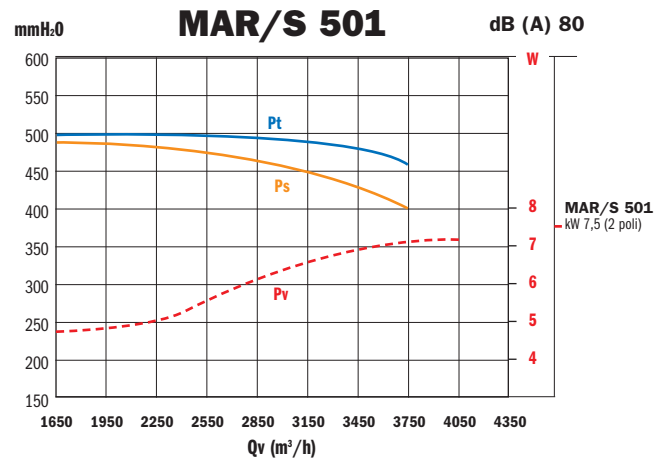
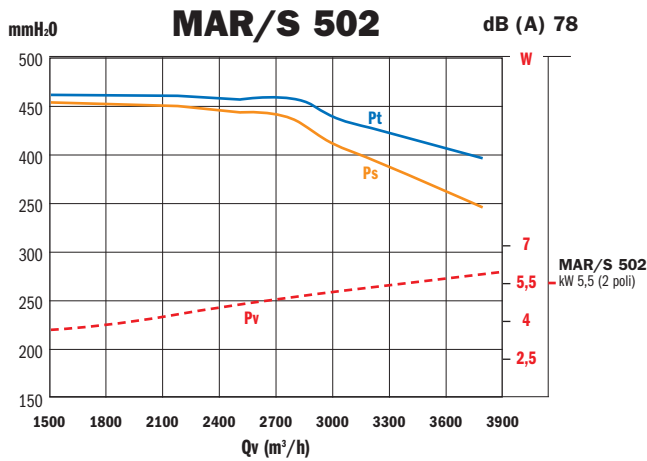
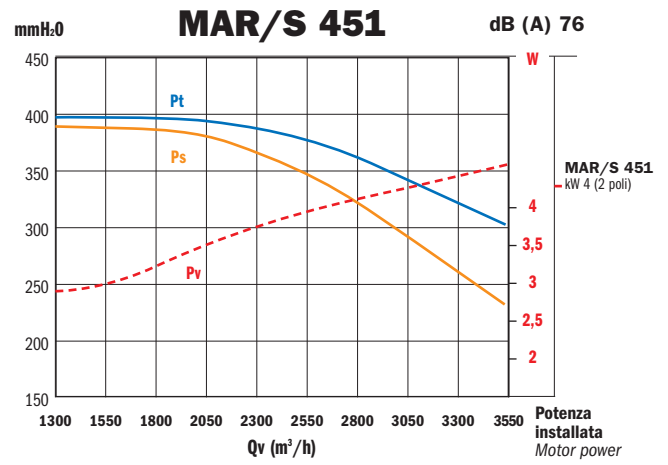
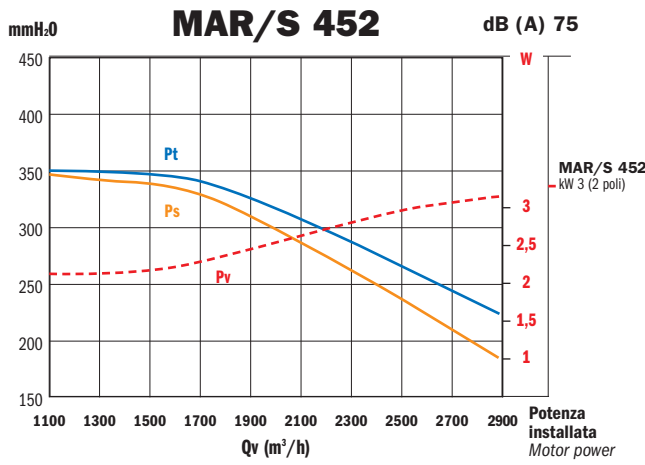


Valori riferiti a: / Datas referring to: T=15°C; P=1 atm

— Pt= Pressione totale - Total pressure — Ps= Pressione statica - Statical pressure - - - Pv= Potenza assorbita - Absorbed power

DIRETTAMENTE ACCOPPIATI CON MOTORE A 2 POLI

DIRECT CONNECTION FOR 2 POLES MOTORS



Valori riferiti a: / Datas referring to: T=15°C; P=1 atm

— Pt= Pressione totale - Total pressure — Ps= Pressione statica - Statical pressure - - - Pv= Potenza assorbita - Absorbed power

